

SAFETY AND SCHOOL ENVIRONMENT

Non-CSAP Course Offerings

Your School Offers	does	does not
• art.....	<input checked="" type="checkbox"/>	<input type="checkbox"/>
• drama or theater.....	<input type="checkbox"/>	<input checked="" type="checkbox"/>
• music.....	<input checked="" type="checkbox"/>	<input type="checkbox"/>
• physical education.....	<input checked="" type="checkbox"/>	<input type="checkbox"/>
• opportunity for civic or community engagement.....	<input checked="" type="checkbox"/>	<input type="checkbox"/>
• internet safety program.....	<input checked="" type="checkbox"/>	<input type="checkbox"/>
• International Baccalaureate.....	<input checked="" type="checkbox"/>	<input type="checkbox"/>
• extracurricular activities.....	<input checked="" type="checkbox"/>	<input type="checkbox"/>
• athletics.....	<input checked="" type="checkbox"/>	<input type="checkbox"/>
• career and technical education.....	<input type="checkbox"/>	<input checked="" type="checkbox"/>
• advanced placement.....	<input type="checkbox"/>	<input checked="" type="checkbox"/>
• honors.....	<input type="checkbox"/>	<input checked="" type="checkbox"/>

Safety and Discipline

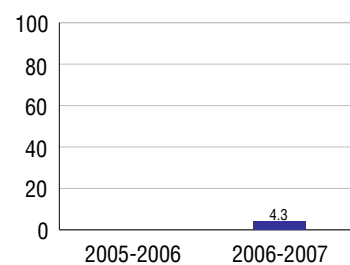
Safe schools are a top priority for parents, teachers, and communities. Your school safety and discipline record for the 2007-2008 school year is:

Type of Incident	Number of Incidents Reported	Percent of Total Incidents
Substance Abuse - Drugs	2	5.3%
Substance Abuse - Alcohol	3	7.9%
Substance Abuse - Tobacco		
Felony Assaults		
Fights		
Possession of Dangerous Weapons		
Other Violations Code of Conduct	33	86.8%

Student Attendance and School Calendar

2007-2008	Your School
Enrollment	559
Average Daily Attendance	532
Student Dropouts	5.7%

Dropout Rate



Student Information Over Time

	2005-2006	2006-2007	2007-2008
Student Enrollment Stability	N/A	97.6%	95.9%
Students Eligible for Free and Reduced Lunch	N/A	48.6%	59.4%

For more information and further details about this report, visit www.state.co.us/schools
Colorado Department of Education, 201 East Colfax Ave. Denver, CO 80203

York International
0010/0503/H

9200 York St. Thornton, CO 80229 . 303-853-1600
10/20/2008

DISTRICT TAXPAYER'S REPORT

Sources of School District Revenue 2007

Local Tax Contribution	\$17,823,450
State Tax Contribution	21,009,743
Federal Grants	3,331,764
State Grants	1,466,656
Private/Partnership Grants	1,433,104
Other Discretionary Income	1,569,578
Total District Operating Revenue	\$46,634,295
Long Term Debt Proceeds	0
Total District Revenue	\$46,634,295
Total District Operating Revenue Per Pupil =	\$8,981
Total District Revenue Per Pupil (Including Long Term Debt) =	\$8,981
District Per Pupil Operating Revenue =	\$6,082
State Average Per Pupil Operating Revenue =	\$6,080

District Use of Funds 2007

Instructional & Instructional Support	\$28,725,020
Administration	4,190,234
Building & Facilities Maintenance	4,557,153
Operational Expenditures	4,085,967
Debt Service	3,025,340
Other Expenditures	1,797,988
Total District Operating Expenditures	\$46,381,702
Capital Expenditures	970,985
Total District Use of Funds	\$47,352,687

District Debt and Capital Construction & Equipment

Total Outstanding Bonded Debt	\$13,880,000
Average Annual Percentage Interest Rate on Debt	5.2%
Amount Raised from Most Recent Bond	\$24,535,000
Amount Spent on New Buildings During Last 2 Years	\$0

Accreditation

Accreditation is Colorado's primary accountability system, incorporating achievement levels, academic growth, achievement gaps, post-secondary readiness, improvement planning, and compliance. The state accredits districts and districts accredit individual schools.

District Accreditation Status for the 2007-2008 school year:

Voter Approved Funding Changes

Your community did /did not hold an election in November 2006

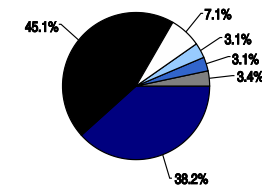
The following items have been approved by voters:

TABOR
Override

Bond

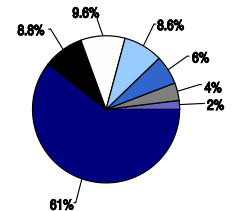
Mill Levy
Increase

District Source of Funds 2007



Local Tax Contribution
State Tax Contribution
Federal Grants
State Grants
Private/Partnership Grants
Other Discretionary Income
Long Term Debt Proceeds

District Use of Funds 2007



Instructional & Instructional Support
Administration
Building & Facilities Maintenance
Operational Expenditures
Debt Service
Other Expenditures
Capital Expenditures

YORK INTERNATIONAL



MAPLETON 1

Magnet

www.mapleton.us

School Accountability Report 2007-2008 School Year

School Performance Summary

Overall Academic Performance on State Assessments **Average**

Academic Growth of Students **Typical**

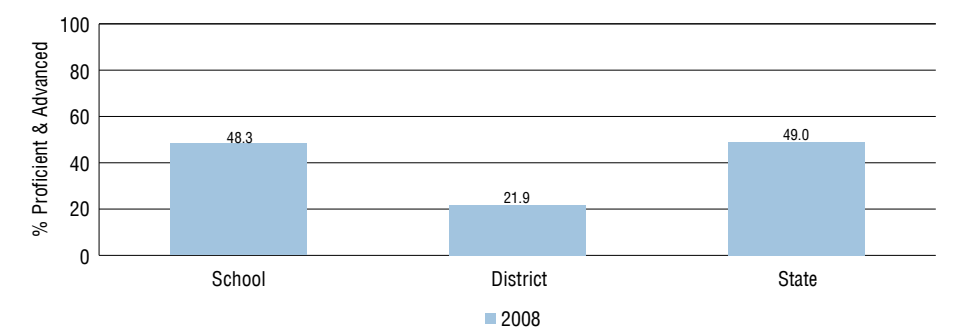
Overall Academic Performance on State Assessments

Each school in the State received a rating of "Excellent", "High", "Average", "Low", or "Unsatisfactory" for student academic performance based on 2007-2008 CSAP and COACT results. The rating is calculated using weighted percentages of each CSAP proficiency level for all content area and grade results for the school, as well as average COACT Reading, Writing, and Math Grade 11 results.

Academic Growth of Students

Each school in the State received a rating of "Low", "Typical", or "High" for student academic growth based on CSAP results. The calculation method is new for 2007-2008. The rating is calculated using student percentile scores matched over two years. More information about the Overall Academic Performance rating and Academic Growth of Students calculations can be found here: http://www.cde.state.co.us/cdeassess/SAR_Info.html.

Percent Proficient and Advanced for High Grades for All Content Areas



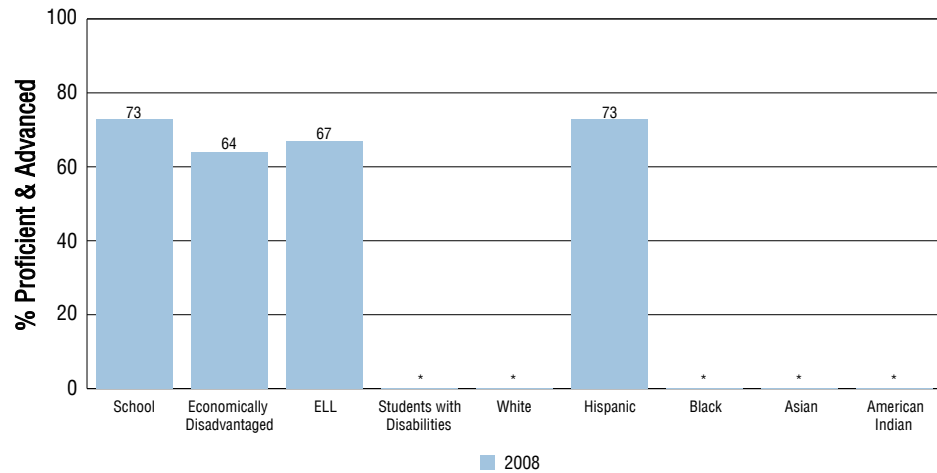
Student Test Scores Used For Calculating Overall Academic Performance

98.0%	Test Scores Counted
2.0%	Test Scores not used due to Language
0.0%	Test Scores not used due to New Student

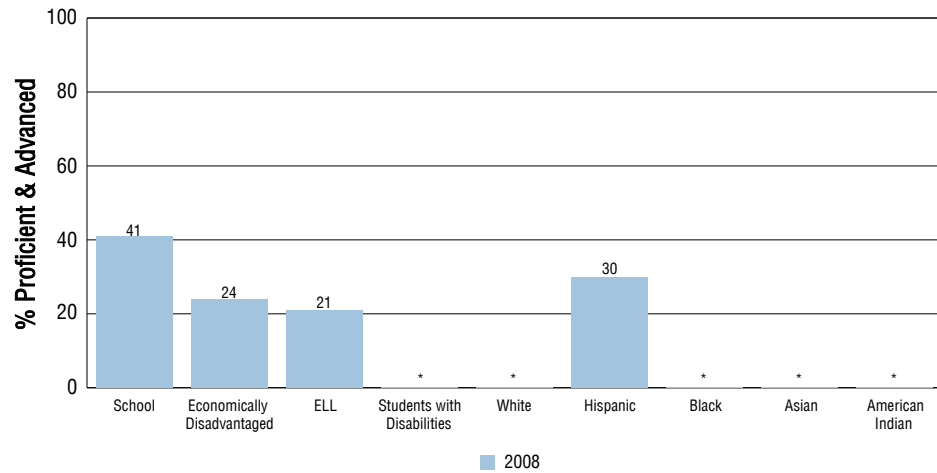
STUDENT PERFORMANCE

These graphs show the percent Proficient and Advanced trends over the past three years for Reading, Writing, and Math. Results are presented for the entire school for all reported grades as well as for different subgroups. Note: * indicates any group with less than 16 student results to be reported.

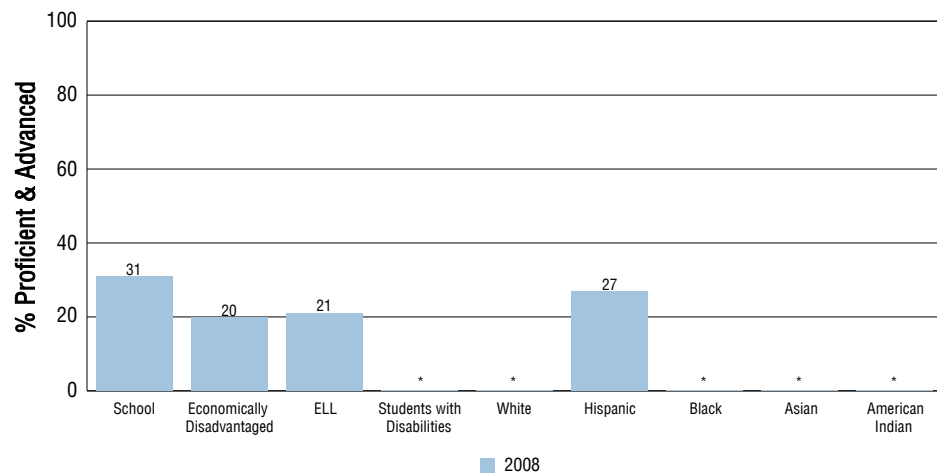
Reading



Writing



Math



SCHOOL INFORMATION

School Pride (as submitted by your district)

- York International is inspired by the International Baccalaureate School network, a learning model in which students develop into well-rounded individuals.
- The Primary Years Program (K-5th) focuses on the development of the whole child in the classroom and in the world outside.
- The Middle Years Program (6th-10th) provides a framework of academic challenge and life skills achieved through traditional school subjects.
- The Diploma Program (11th-12th) ends with a high school diploma that is highly regarded by leading universities around the world.

School Goals (as submitted by your district)

The primary focus of York International is for students to achieve their full potential. Students will be able to apply classroom experiences to world realities as they are prepared for a global economy. This is evidenced by uniformly distributed high achievement on district and state assessments. All students will possess multicultural understanding and awareness, speak a second language, and have an awareness of international issues. Additionally, molded by the International Baccalaureate framework and a rigorous and uncompromising curriculum and environment, students will gain acceptance into the institution of higher learning of their choice.

No Child Left Behind - Adequate Yearly Progress

Did your school make AYP in reading? Yes Math? Yes
 Did your school make the graduation rate targets? Yes
 How many targets does your school have? 11 Met? 11

Based on this school's academic performance, your child may be eligible for one or more of the following; ask your school if your child qualifies for:

Extra academic instruction either before or after-school, or in the summer
 Mentoring

For additional information regarding Adequate Yearly Progress please visit
<http://www.cde.state.co.us/FedPrograms/ayp/index.asp>

How York International Compares To High Schools Within A 75-Mile Radius

School	Program Type	Academic Performance	Academic Growth
Skyview Academy High School		Low	Low
Thornton High School(1)		Average	High
Northglenn High School(1)		Average	Typical
Welby New Technology		Low	Typical
The Pinnacle Charter School (High)(2)	Charter	High	High
Global Leadership Academy		Low	Typical
Mapleton Expeditionary School Of The Arts		Low	Low
Iver C. Ranum High School(3)		Low	Typical
Lester R Arnold High School(4)	Alternative	Low	No Rating
Adams City High School(4)		Low	Low

1 Located in Adams 12 Five Star Schools School District.

2 Located in Charter School Institute School District.

3 Located in Westminster 50 School District.

4 Located in Adams County 14 School District.

ABOUT OUR STAFF

School Employment

Each year, your district reports to the Colorado Department of Education on the number of adults who work in your school, as well as the type of work they do. Last year, your school employed:

	Your School		District	
	Full Time	Part Time	Full Time	Part Time
Teachers	30	3	287	18
Paraprofessionals	14	2	80	36
Administrators	2	0	25	1
Other Professionals	0	1	47	7
School Support	2	4	90	59
School Counselors	0	0	4	0
School Librarians	0	0	0	0
Total Staff	58		648	

Students per Teacher Ratio

	Student Enrollment	Students per Teacher
Grade 9	58	21
Grade 10	1	1.5
Grade 11	5	7.3
Grade 12	13	9.6

Professional Experience of Teachers

	Your School	District
Average years of teaching experience	10	8
Percent of teachers teaching in the subject in which they received their degree	69%	60%
Number of teachers with Masters or Doctoral degrees	11	140
Teachers with 3 years or more of teaching experience	22	201
Teachers with less than 3 years of teaching experience	11	104
Number of professional development days	14	7

Salaries

	Your School	District	State
Average Teacher Salary	\$52,282	\$48,751	\$47,494
Average Administrator Salary	\$91,608	\$96,637	\$80,444

Principal: Paul Frank

Number of years as Principal at this school: 2

Number of years as Principal at any school: 15